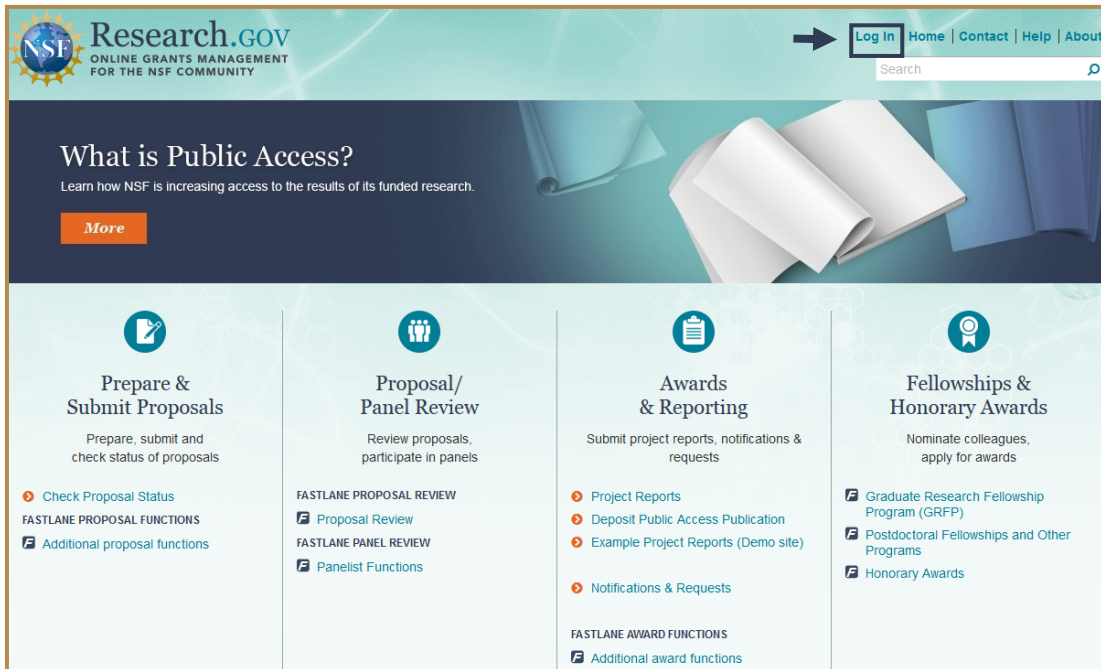
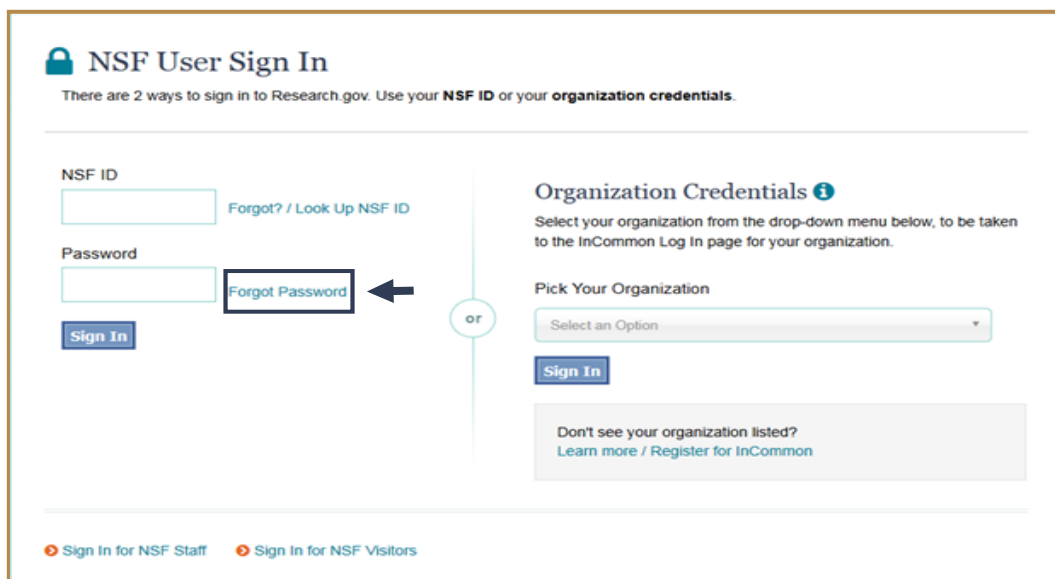


NSF awardees and applicants can reset their passwords themselves, using Research.gov. Follow the directions below to quickly and easily reset your password.

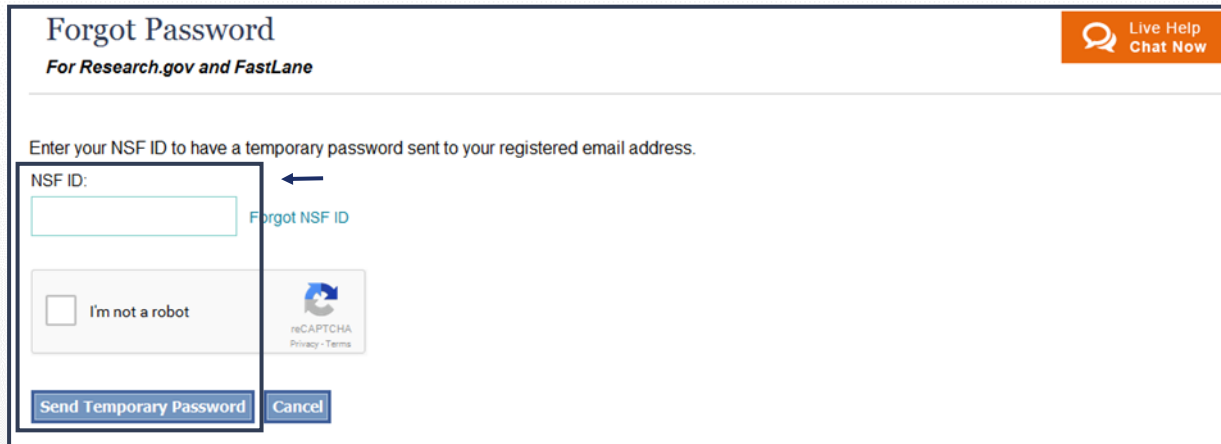
1. Go to [www.research.gov](http://www.research.gov) and click **Log In**.



2. Click **Forgot Password**.



3. Enter your NSF ID, check the box next to “I’m not a robot,” and click **Send Temporary Password**.



Forgot Password  
For Research.gov and FastLane

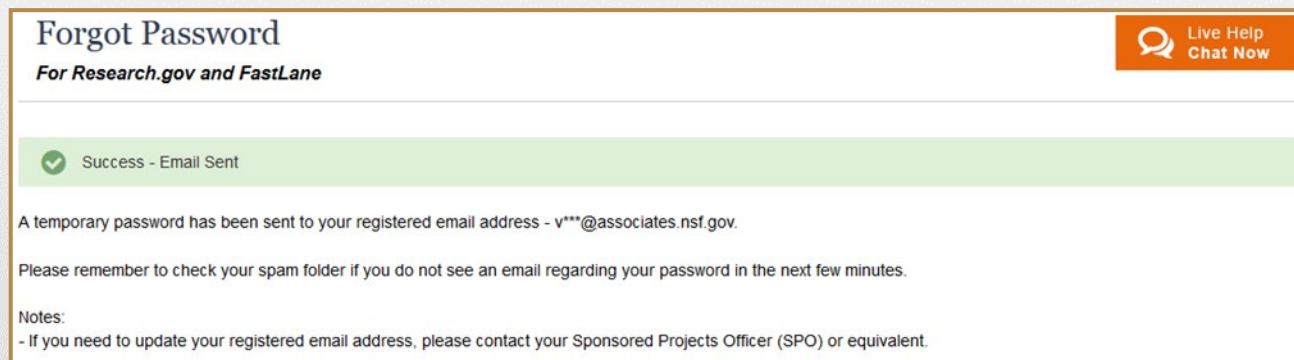
Enter your NSF ID to have a temporary password sent to your registered email address.

NSF ID:  [Forgot NSF ID](#)

I'm not a robot

reCAPTCHA  
Privacy - Terms

You will see the below confirmation that the password was reset successfully.



Forgot Password  
For Research.gov and FastLane

Success - Email Sent

A temporary password has been sent to your registered email address - v\*\*\*@associates.nsf.gov.

Please remember to check your spam folder if you do not see an email regarding your password in the next few minutes.

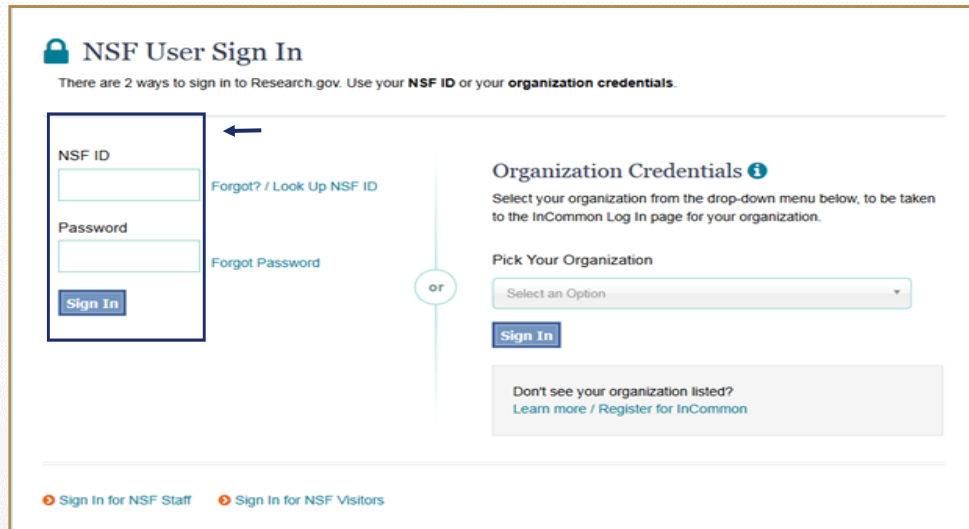
Notes:  
- If you need to update your registered email address, please contact your Sponsored Projects Officer (SPO) or equivalent.

4. Check your email for your temporary password.

You will receive an email at the registered email address displayed on the screenshot above. If you have not received the email within a few minutes, please remember to check your spam /clutter folders.

5.

Sign in to Research.gov. Enter your NSF ID and temporary password in the corresponding boxes, and click **Log In**.

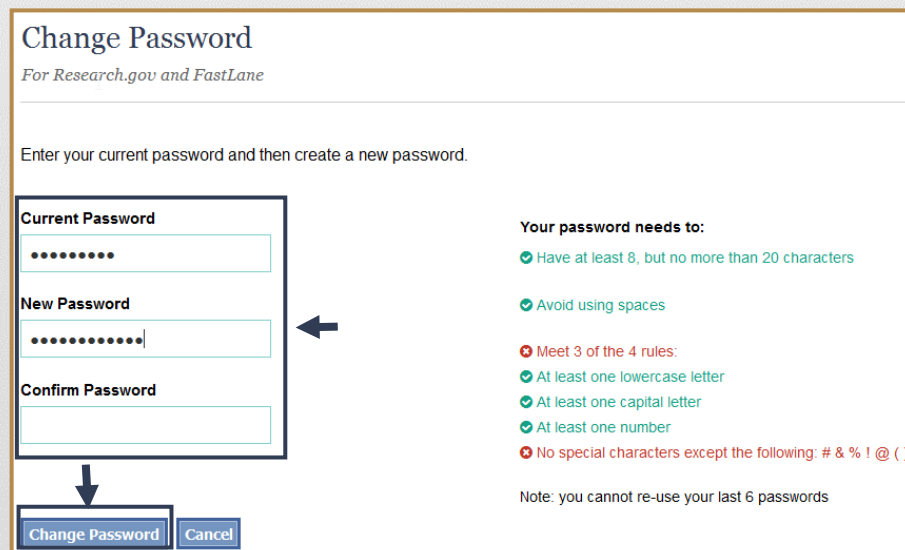


6.

Follow the prompt to change your password, and click **Change Password** when finished.

*Please note:*

- You cannot reuse your last 6 passwords.
- After 10 unsuccessful login attempts, your account will be locked for 5 minutes.





7. Click to continue to Research.gov or FastLane.

## Change Password

*For Research.gov and FastLane*

---

✔ Success - Password Changed

Your password has been successfully changed in Research.gov and FastLane.

In the future, if you need to change your password, click the "My Profile" link on the top right of the page and select "Change Password".

[Continue to Research.gov](#) [Continue to FastLane](#) ←

Note: Most FastLane functions can be reached directly from [Research.gov](#), without the need to sign in again.

Once the login page loads, enter your new password.